



LFTBA

Usage Instructions

Vibration Tile Beater



Read before use



INDEX

- 1 Safety Warnings
- 2 Application
- 3 Using Instructions
- 4 Cleaning and Maintenance
- 5 Accessories
- 6 Environmental Protection
- 7 Warranty

1. Safety Warnings

Caution

Read all safety instructions and warnings provided with power tool. Failure to follow the instructions below may result in electric shock, fire and / or serious injury.

Keep all warnings and instructions for future reference.

The term "power tool" used in the safety instructions refers to mains operated power tools (with power cord) or to battery operated tools (without power cord).

General safety warnings for power tools

1.1 Safety in work area

- a) **Keep your work area clean and well lit.** Disarray or unlit work areas can lead to accidents.
- b) **Do not work with the power tool in a potentially explosive environment in which flammable liquids, gases or dusts are present.** Power tools generate sparks that can ignite the dust or fumes.
- c) **Keep children and bystanders away while using the power tool.** Distractions can result in a loss of control.

1.2 Electrical Safety








- a) **The plug of the power tool must fit into the socket. The plug must not be changed in any way.** Do not use adapter plugs together with electrically grounded power tools. Unmodified plugs and matching sockets reduce the risk of electric shock.
- b) **Avoid body contact with grounded surfaces such as pipes, heaters, stoves, and refrigerators.** There is an increased risk of electric shock if your body is grounded.
- c) **Keep power tools away from rain or moisture.** The penetration of water into a power tool increases the risk of electric shock.
- d) **Do not misuse the power cord to carry the power tool, hang it up, or unplug it from the power outlet.** Keep the connection cable away from heat, oil, sharp edges or moving parts. Damaged or entangled leads increase the risk of electric shock.
- e) **When working outdoors with a power tool, only use extension cables that are also suitable for outdoor use.** Using an extension cord suitable for outdoor use reduces the risk of electric shock.
- f) **If operation of the power tool in a damp environment is unavoidable, use a residual current device.** Using a residual current circuit breaker reduces the risk of electric shock.

1.3 Personal Safety

- a) **Be attentive, pay attention to what you are doing and be reasonable about working with a power tool. Do not use a power tool when you are tired or under the influence of drugs, alcohol or medication.** A moment of carelessness when using the power tool can cause serious injury.
- b) **Wear personal protective equipment and always safety goggles.** Wearing personal protective equipment such as a dust mask, non-slip safety shoes, hard hat or ear protection, depending on the type and use of the power tool, reduces the risk of personal injury.
- c) **Avoid unintentional startup. Make sure that the power tool is switched off before connecting, receiving or carrying it to the power supply and / or the battery.** Keeping your finger on the switch when you are wearing the power tool or plugging the power tool into power can cause an accident.
- d) **Remove setting tools or wrenches before turning on the power tool.** A tool or key located in a rotating part of the power tool can cause injury.
- e) **Avoid an abnormal posture. Ensure a secure footing and maintain balance at all times.** This allows you to better control the power tool in unexpected situations.
- f) **Wear suitable clothing. Do not wear loose clothing or jewelry.** Keep hair and clothing away from moving parts. Loose clothing, jewelry or long hair can be caught by moving parts.
- g) **If dust extraction and collection equipment can be installed, they must be connected and used properly.** Using a dust extractor can reduce dust hazards.

Symbols

The following are the icons that are used for the tool. Make sure you fully understand them before using them.

	Read before use		Wear safety gloves
	CE mark		Wear hearing protectors
	Caution		Wear safety glasses
	Conforms to WEEE		

h) Do not weigh yourself in false safety and do not overstep the safety rules for power tools, even if you are familiar with the power tool after many uses. Careless action can lead to serious injuries within fractions of a second.

1.4 Use and care of the power tool

- a) Do not overload the power tool. Use the appropriate power tool for your work.** With the right power tool you work better and safer in the specified power range.
- b) Do not use a power tool whose switch is defective.** A power tool that can not be turned on or off is dangerous and must be repaired.
- c) Unplug the power cord and / or remove a detachable battery before making any adjustments to the device, changing the tool bits, or putting the power tool away.** This precaution prevents the unintentional start of the power tool.
- d) Store unused power tools out of the reach of children. Do not allow persons to use the power tool that are unfamiliar or have not read these instructions.** Power tools are dangerous when used by inexperienced people.
- e) Maintain power tools and insert tools with care. Check that moving parts are working properly and do not jam, that parts are broken or damaged enough to impair the functioning of the power tool. Have damaged parts repaired before using the power tool.** Many accidents are caused by badly maintained power tools.
- f) Keep cutting tools sharp and clean.** Carefully maintained cutting tools with sharp cutting edges become less jammed and easier to guide.
- g) Use power tools, accessories, tools etc. according to these instructions. Take into account the working conditions and the activity to be performed.** The use of power tools for other than intended applications can lead to dangerous situations.
- h) Keep handles and grips dry, clean and free of oil and grease.** Slippery handles and gripping surfaces do not allow safe operation and control of the power tool in unforeseen situations.

1.5 Use and care of the battery tool

- a) Charge the batteries only with chargers recommended by the manufacturer.** A charger suitable for a particular type of battery may cause a fire when used with other batteries.
- b) Use only the appropriate batteries in the power tools.** Use of other batteries may cause injury or fire.
- c) Keep the unused battery away from paper clips, coins, keys, nails, screws, or other small metal objects that could cause the contacts to bridge.** A short circuit between the battery contacts can cause burns or fire.
- d) If used incorrectly, liquid may leak from the battery. Avoid contact with it. In case of accidental contact, rinse with water. If the fluid gets into your eyes, seek additional medical attention.** Leaking battery fluid may cause skin irritation or burns.
- e) Do not use a damaged or modified battery.** Damaged or altered batteries can behave unpredictably and cause fire, explosion or injury.
- f) Do not expose a battery to fire or high temperatures.** Fire or temperatures over 130 °C can cause an explosion.
- g) Follow all charging instructions and never charge the battery or the cordless tool outside the temperature range specified in the operating instructions.** Incorrect charging or charging outside the permitted temperature range can destroy the battery and increase the risk of fire.

1.6 Service

- a) Only have your power tool repaired by qualified personnel and only with original spare parts.** This ensures that the safety of the power tool is maintained.
- b) Never use damaged batteries.** All battery maintenance should only be done by the manufacturer or authorized service centers. Follow the instructions for lubricating and changing accessories.

Additional safety warnings from the manufacturer

- Do follow the relevant product safety rules to familiarize yourself with the product
- Improper use or failure to observe the safety instructions in the manual may result in serious injury.
- Any use of a non-original or new battery can cause an explosion, even possible fire, personal injury, or property damage. And BIHUI warranty terms will not apply in this case.
- Do not disassemble the battery.
- If the operating time has become too short, stop operation immediately. There is a risk of overheating, burns and even explosion.
- If electrolyte gets in your eyes, rinse with clean water and seek medical attention immediately. This can lead to vision loss.
- Do not short the batteries:
 - a) Do not touch the terminals with conductive material.
 - b) Do not store the battery in a container with other metal objects such as nails, coins, etc.
 - c) Do not expose the battery to water or rain.

A battery short circuit can cause a strong current flow, overheating, possible burns and even a malfunction

- Do not store the device and the battery in places where the temperature can reach or exceed 50 °C.
- Do not burn the battery even if it is badly damaged or worn out completely. The battery can explode in case of fire.
- Be careful not to drop or hit the battery.

- Do not use damaged batteries.- The battery is subject to the dangerous goods laws. Any transfer by a third party or carrier should strictly adhere to the packaging and label requirements. Please read the detailed rules for the local market and pay attention to them. Please protect it with a knock and fix the battery firmly to avoid movement of the packaging.
- Always follow the local laws for the disposal of used batteries.
- Make sure that the battery is used for a particular tool. Improper or misuse may result in fire, overheating, explosion or electrolyte leakage.
- Charge the battery cartridge before you have completely discharged it. Stop working and charge the battery if you notice less tool power.
- Never charge a fully charged battery cartridge. By overcharging the charge shortens battery life.
- Charge the battery with the room temperature at 10 ° C - 40 ° C. Leave a hot battery cool before loading.
- Use the battery pack under the ambient conditions of 10 ° C -40 ° C.
- Charge the battery every six months if you do not use it for a long time.

2. Application

- Evenly distribute the adhesive under tiles and big slabs during installation.
- Suction cup with 35Kg lifting capacity.
- Digital panel with six gears (third gear preset)

Working Voltage	21V
Battery Capacity	2000mA
Charging Current	2.0A
Adsorption Capacity	35Kg
Vibration Frequency	10,000r/min
Charging time	3.0H

3. Using Instructions

- It is recommended to check the battery before use to ensure that the battery is fully charged.
- Press the Speed button 3-5 seconds to start the machine
- Place the machine on the tile to be laid, upward the handle and push the locking rob in to activate the suction cup, lift the tile and apply it to the adhesive surface and then activate the vibration.
- The machine powered with six gear speed(third gear preset), adjust the vibration speed on the digital panel with Speed button
- Press Start button to start vibration
- Press Speed button 3-5 seconds to close the machine
- The machine will automatically power off after 30 minutes without using

Charging instructions

- If the digital panel turn into yellow or red, recharge the battery.
- The battery will be fully charged in 3 hours, at the end the indicator will turn green to indicate full charge (the red color indicates the charge in progress.)

4. Cleaning and Maintenance

- The machine must be stored in dry place .
- Remove any dirt or dust from the surface of the machine after use.
- Store the machine in the carry case supplied to avoid damage.
- During frequent use it is recommended to recharge the battery daily.
- Check the screws are well fixed, loose screws may cause injury
- NEVER use solvent to clean suction cup; NEVER use oil based lubricants.

5. Accessories

- Original battery is recommended for use with the vibration tile beater.
- Using other accessories or attachments may result in personal injury.
- Only use original accessories or accessories for the stated purpose.

6. Environmental Protection

- Do not dispose of electrical appliances in the household waste.
- Follow the local provisions for the disposal of electrical or battery products.
- Valuable materials can be recovered by recycling.
- The electrical or battery components used for construction are in accordance with the regulation European Directive 2012/19 / EU on waste electrical and electronic equipment and transposition into national law., used electrical appliances must be collected separately and recycled in an environmentally sound manner.
- Contact us for further information.



7. Warranty

- The guarantee covers all manufacturing or assembly defects in accordance with the legislation in force. The guarantee does not cover malfunctions caused by improper use, overloads, failure to follow the operating instructions and normal wear and tear.
- For more details and information, consult the general guarantee conditions at www.bihuitools.com